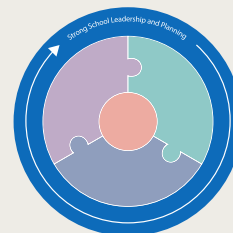


Essential Action Snapshot

The ESF Diagnostic Process focuses on the six Essential Actions that have the maximum impact on student learning. These Essential Actions are bolded in each Lever.

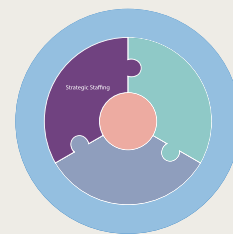
Lever 1: Strong School Leadership and Planning

- 1.1 **Develop campus instructional leaders (principal, assistant principal, counselors, teacher leaders) with clear roles and responsibilities**
- 1.2 Focused plan development and regular monitoring of implementation and outcomes



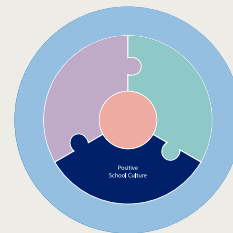
Lever 2: Strategic Staffing

- 2.1 **Recruit, select, assign, induct, and retain a full staff of highly qualified educators**



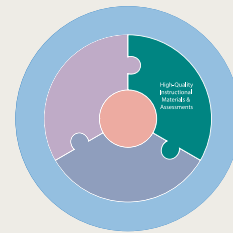
Lever 3: Positive School Culture

- 3.1 **Compelling and aligned vision, mission, goals, values focused on a safe environment and high expectations**
- 3.2 Explicit behavioral expectations and management systems for students and staff
- 3.3 Proactive and responsive student support services
- 3.4 Involving families and community



Lever 4: High-Quality Instructional Materials & Assessments

- 4.1 **Daily use of high-quality instructional materials aligned to instructional planning calendars and interim and formative assessments**



Lever 5: Effective Instruction

- 5.1 **Effective classroom routines and instructional strategies**
- 5.2 Build teacher capacity through observation and feedback cycles
- 5.3 **Data-driven instruction**
- 5.4 MTSS for students with learning gaps

